



Introduction to Max-Blast

Max-Blast's technology was originally developed in the 1920's for the underground coal mining industry. The basic idea at that moment was to receive a combination of an effective and assured procedure sub-days with sufficient material-refractive effect for the coal-reduction and stretch-propulsion.

Now, it is being more and more specialized in the removal of build-ups and cross-sectional obstructions in a wide range of industrial applications. Experience like these teaches you important engineering, especially dealing with hot materials. That is how Max-Blast has been able to continually develop for new products, innovated solutions/procedures and safety features to make it the safest, most reliable and most effective system of its kind world-wide.

24 hours a day, seven days a week, our clients have to keep their materials moving. But, at every stage of their operation, build-ups and chokes can shut them down. Changing raw material conditions and the rising amount of secondary fuel components are leading to more unwanted deposits and build-ups. Production losses and downtimes can be the expensive consequences.

Max-Blast is especially engineered to reach the requirements for its use during the production with none or minimum shutdown time and feeding reduction; it offers the on-line-removal of build-ups under heat.

Regardless where the problems are located, rotary kilns, furnace flues, waste incinerators, cupolas and their peripheries as pre-heater towers, lepol grates, cyclones, feed pipes, coolers and storage facilities.



Max-Blast Pressure Gas Blockblaster

Max-Blast is especially engineered to reach the requirements for its use during the production with none or minimum shutdown time and feeding reduction; it offers the online-removal of build-ups under heat.

Max-Blast Applications

CEMENT



- Silo
- Cooler
- Cyclone
- Feed pipe
- Preheater tower
- Rotary kiln

CIVIL



- Concrete
- Shaft
- Tunnel

INCINERATOR



- Cyclone
- Rotaty Kiln

PETROCHEMICAL



- Polystyrene
- PP

STEEL



- Furnace
- Laddle

Other Applications:-

Bulk storage facilities, Coal fire power plant, Lime Factories, and Pulp and Paper Mills

Max-Blast Advantages

Max-Blast offers counting advantages for the benefit of industrial producers:

Effective

- Powerful, fully controlled capacity of Max-Blast suited to the special requirements.

Fast

- Build-ups removal within minutes by using MB-Pressure Gas Tube "ready for action".

Flexible

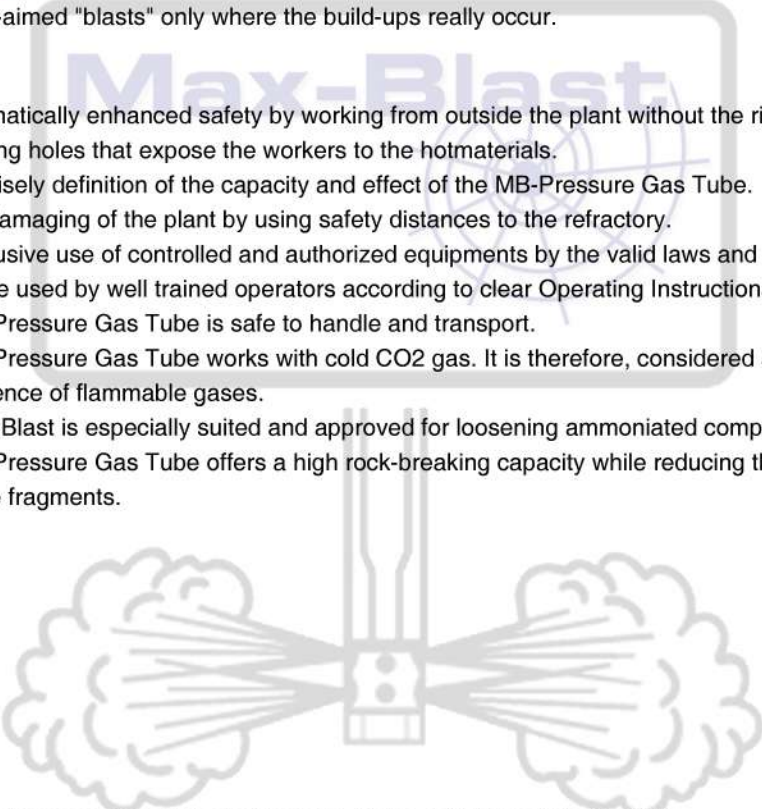

- By easy placing of MB-Base Socket to react on changing build-ups conditions.

Economical

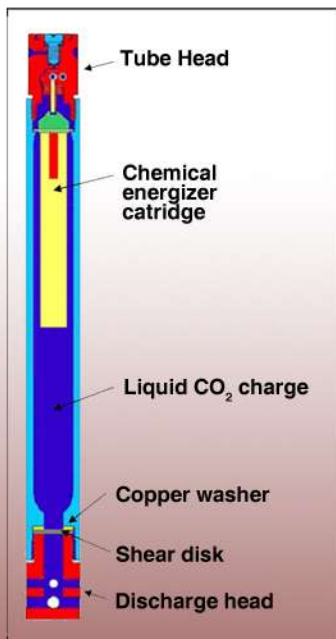
- Well-aimed "blasts" only where the build-ups really occur.

Safety

- Dramatically enhanced safety by working from outside the plant without the risks of opening doors and poking holes that expose the workers to the hot materials.
- Precisely definition of the capacity and effect of the MB-Pressure Gas Tube.
- No damaging of the plant by using safety distances to the refractory.
- Exclusive use of controlled and authorized equipments by the valid laws and regulations.
- To be used by well trained operators according to clear Operating Instructions.
- MB-Pressure Gas Tube is safe to handle and transport.
- MB-Pressure Gas Tube works with cold CO₂ gas. It is therefore, considered safe to use in the presence of flammable gases.
- Max-Blast is especially suited and approved for loosening ammoniated compound granular fertilizer.
- MB-Pressure Gas Tube offers a high rock-breaking capacity while reducing the amount of dust and loose fragments.



How it works?



A MB-Pressure Gas Tube is filled with 150 to 600 litres of liquid CO₂.

Immersed in the liquid CO₂, a MB-Chemical Energizer Cartridge is energised remotely via a sulphur pill and an electrical supply.

Once energised, the MB-Chemical Energizer Cartridge releases gaseous CO₂ and intense heat instantly, thus turning the liquid CO₂ into gas expanding 500 times resulting in an increase of pressure between 1500 to 2700 bar.

The reaction time is approximately 40 ms.

A MB-Shear Disk then releases that pressure, the gas blasting through a MB-Discharge Head into the build-ups to be destroyed.

How Max-Blast is used?

The MB-Pressure Gas Tube is used directly where the build-ups occur.

As the entry to the obstruction, MB-Base Socket is installed i.e. on the steel shell of the plant.

Through the insertion hole, the MB-Pressure Gas Tube will be inserted into the build-ups with the MB-Discharge Head in safe distance behind the refractory.

Locked with the MB-Gripcase to the MB-Base Socket, the MB-Pressure Gas Tube is breaking up the deposits by the strong release of its CO₂ charge.

