

SE Asia Economics

Industry Statistics

Sales History

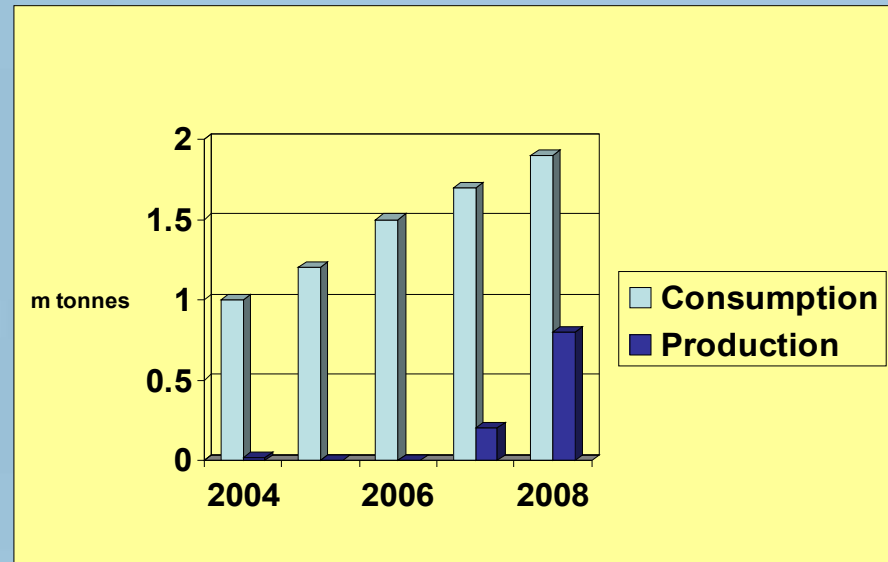
Upcoming Projects



Cambodia



Population: 14.1 m
Urbanization: 15%
GNI per capita: US\$380
Per capita cement consumption: 85kg



SOLD LIST					
COMPANY	LOCATION	DATE ORDERED	PRODUCT	JOB#	KILN
FUTURE PROJECTS					
COMPANY	LOCATION	PC DATE	PRODUCT	CONTRACTOR	KILN
HATIEN CEMENT CO	THANH LUONG VILLAGE	2009		POLYSIUS	5500 T/D
KAMPOT CEMENT CO LTD	CAMBODIA	2008			.7 MILLION TPA



China

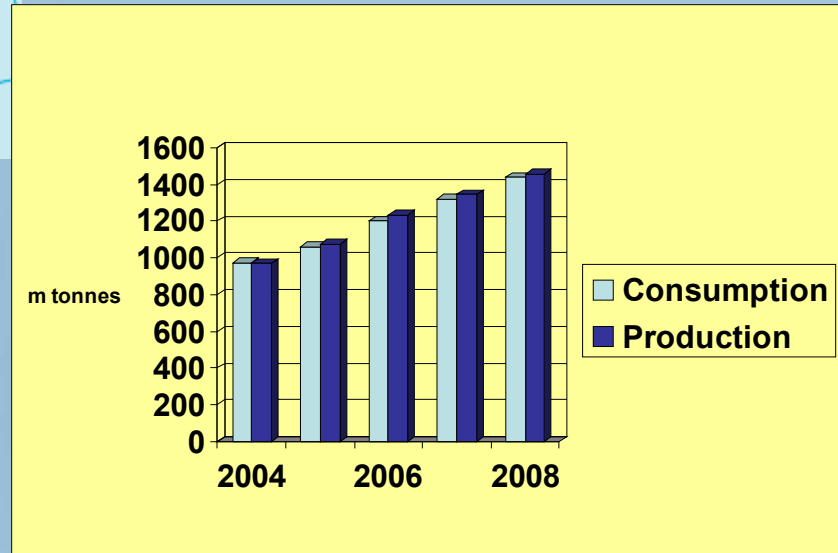


Population: 1311.4 m

Urbanization: 37%

GNI per capita: US\$1740

Per capita cement consumption: 915kg



SOLD LIST

COMPANY	LOCATION	DATE ORDERED	PRODUCT	JOB#	KILN
Barco - Beijing	Xingang	1-Oct-88	MOR	88018	4.7 M
Ningguo Cement Plant	Anhul	1-Dec-93	MOR	93379	4.7 M
Daewoo Cement	Shandong	1-Oct-96	MOR	96517	5.6 M
Jidong Cement	Jiuzhou Zhuhai	1-Aug-97	MOR+RAD	97682	4.7 M, #107
Huaxin Cement	Huangshi City	1-Jul-98	EOR+RAD	98975	3.5 - 4.75 M, #120
Gezhouba Holding Cement Co.	Hubei	1-Sep-99	MOR	99454	4.0 M
Gezhouba Holding Cement Co.	Hubei	1-Nov-99	MOR+RAD+ECOR	99490	4.0 M/#125/3.0-3.5 M
Beijing Cement	Beijing	31-Aug-01	MOR+RAD	01051 02052	4.0 M/ RAD #141
Guizhou Aluminum Plant	Gizhou	20-Dec-01	MOR+RAD	2	4.0 - 4.5 M / #145
Mr. Fu Junwu	China	16-Jun-04	EOR	04810	Adjustable
Guangzhou Heidelberg	China	6-Jan-06	EOR / RAD	06810	
Guangzhou Heidelberg	China	6-Jan-06	BTC	06811	
CHINA NATIONAL	CHINA	16-Jun-06	EOR-F + RAD	06825	
TIANJIN PFISTER	TIANJIN	28-Feb-07	FDEOR	07814	
BROKK AB / CHINA NAT'L BUILDING MAT	CHINA	30-Apr-07	FDEOR	07825	



FUTURE PROJECTS

COMPANY	LOCATION	PC DATE	PRODUCT	CONTRACTOR	KILN
Sichuan Ya-Dong Cement Co		2008		KHD	4.8m KILN
Hubei Ya-Dong Cement Co		2008		KHD	4.8m KILN
Yangzhou Ya-Dong Cement Co				KHD	4.8 M KILN
JIANGXI CEMENT PLANT		2008		KHD	NEW 4.8M
YUEXIU CEMENT FACTORY	GUANGZHOU		EOR	CBMI	6000 TPD CLINKER
DUJIANGYAN CEMENT PLANT		2007			NEW LINE UP TO 3MT
ANHUI CONCH CEMENT CO TONGLING				FLS	2/ 10,000 TPD KILNS
HUNAN NANFANG CEMENT COMPANY		2008		DRY PROCESS CEMENT PLANT	
HEIDELBERG-YUEXIU CEMENT CO LTD					6,000 T/D
UNIVERSAL HUIZHOU CEMENT CO LTD					3,000 T/D
HEIBEI WU'AN XINGENG CEMENT CO					5,000 T/D
YANTAI DONGYUAN CEMENT CO					5,000 T/D & 3,200 T/D
CONCH CEMENT COMPANY					7X5,000 T/D
HEIDELBERG - JIGYANG PLANT	SHAANXI	2007			NEW 2.3M
HUAXIN CEMENT - CHIBI PLANT		2007			4000 T/D
NANPING CITY	ELIMINATE 8 OUTDATED PRODUCTION LINES				
GUIZHOU WUJIANG CEMENT				SINOMA	UPGRADED PLANT
SHANTING DISTRICT		2009		NLG	5000 T/D CLINKER
LUCKY CEMENT	HEBEI - HANDAN	2008			NEW CEMENT PLANT EW CEMENT
HSING TA CEMENT	NANJING	2010			PLANT

Hong Kong



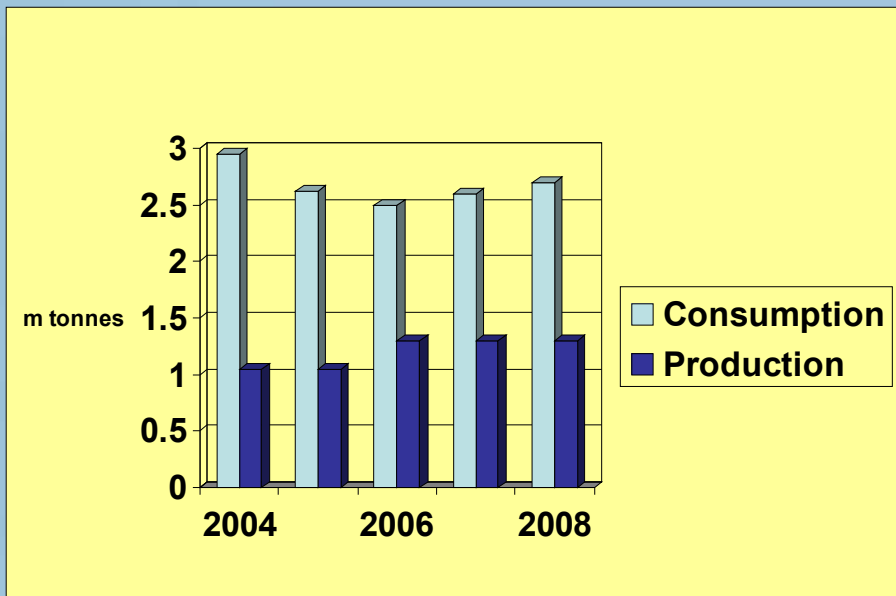
Population: 7.0 m

Urbanization: 100%

GNI per capita: US\$27,670

Per capita cement consumption: 370kg

Cement Plants: 1



SOLD LIST

COMPANY	LOCATION	DATE ORDERED	PRODUCT	JOB#	KILN
Hong Kong United Dockyards		1-Dec-81	MOR	81763	16'
China Cement		1-Nov-96	MOR	96532	4.87 M

FUTURE PROJECTS

COMPANY	LOCATION	PC DATE	PRODUCT	CONTRACTOR	KILN



India



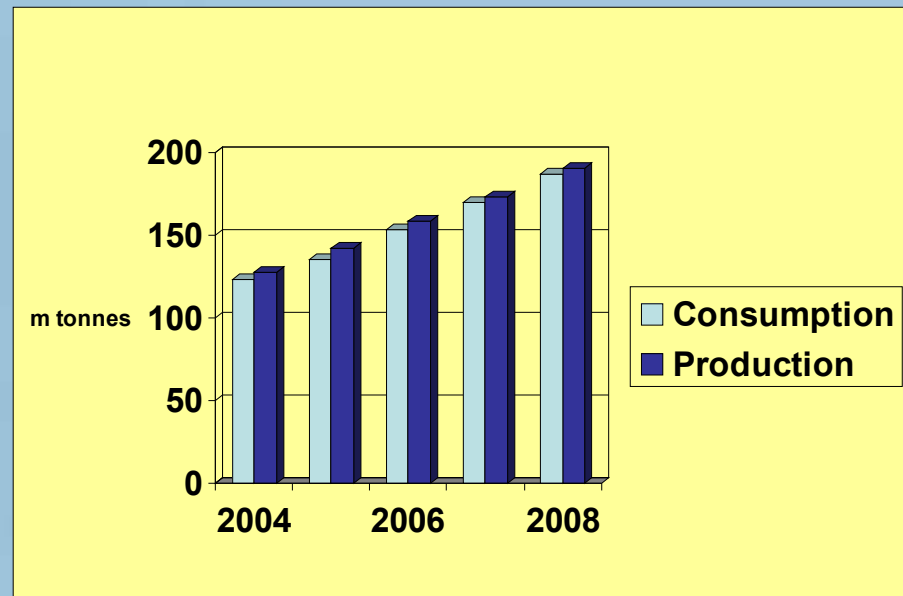
Population: 1121.8 m

Urbanization: 29%

GNI per capita: US\$770

Per capita cement consumption: 121kg

Cement Plants: 130



SOLD LIST

COMPANY	LOCATION	DATE ORDERED	PRODUCT	JOB#	KILN
Lakshmi Cement	New Delhi	1-Nov-89	EOR	8932 8 9514	4.6 M
The Consultants/DLF Cement	New Delhi	1-Sep-95	EOR	9 9524	4.0-5.6 M
The Consultants/ACC	Mumbai	1-Dec-95	EOR	5 9527	3.5-5.0 M
The Consultants/Sanghi	Mumbai	1-Jan-96	MOR	0 9589	5.6 M
The Consultants/Vikram	Bombay	1-Jun-95	EOR	4 9594	3.8-4.4 M
The Consultants/Narmada	Mumbai	1-May-95	EOR	7 9645	3.4-335.4 M
The Consultants	Madras Cement	1-Nov-96	EOR	8 9772	3.0-4.5 M
THE CONSULTANTS	RAJASHREE	1-Sep-97	EOR	2 9779	3.8-4.4 M
THE CONSULTANTS	PRISM CEMENT	1-Dec-97	MOR	6 9951	4.75 M
The Consultants (JAYPEE REWA)	New Delhi	1-Nov-99	EOR+RAD	7 0102	#128
The Consultants (Century Cement Co.)	Mumbai	1-Jul-01	MOR	5 0580	4.35-4.4M
Shree Cement	INDIA	1-Feb-05	FMOR - (2 Machines)	6 0581	3.8 / 3.95 & 4.4 M
Grassim	INDIA	11-Feb-05	MOR	0 0582	3.75 M
Century Cement	Mumbai		FDMOR / RAD	5 0582	4.11/4.35/4.4/4.57 M
Zuari Cement	India		RAD # 160	7 0781	
ADITYA CEMENT	RAJASTHAN	20-Feb-07	FDEOR	2 0781	
India Cement	CHENNAI	12-Feb-07	FDEOR/RAD	3 0781	
BINANI CEMENT	INDIA	4-Apr-07	FDMOR / RAD	8 0784	
DALMIA CEMENT	NEW DELHI	6-Jun-07	FDEOR/RAD	3 0784	
OCL INDIA LIMITED	NEW DELHI	6-Jun-07	FDEOR/RAD	4 0784	3.8-3.95-4.35-4.4M
AMBUJA CEMENT LTD UNIT RABRIYAWAS	MUMBAI	13-Jun-07	RAMP	5 0784	4.55M
AMBUJA CEMENT LTD UNIT RABRIYAWAS	MUMBAI	14-Jun-07	ICAGE	6 0786	4.55M
MURLI CEMENT UNIT	INDIA	12-Oct-07	FDMOR	4 0786	4.7-5.2M
ACC LIMITED	INDIA	22-Oct-07	ICAGES	7	4.11 & 4.40M

FUTURE PROJECTS						
COMPANY	LOCATION	PC DATE	PRODUCT	CONTRACTOR	KILN	
ANDHRA PRADESH PLANT		2007		FLS	3800 TPD	
MY HOME CEMENT		MAR 2007		KHD	3000TPD	
DALMIA CEMENT	KADAPA			FLS	4500TPD	
JAIPRAKASH ASSOCIATES LTD -	BAGA	2008		KHD	6000 TPD	
DALLA PLANT (JAYPEE CEMENT)				POLYSIUS	4500 TPD	
DARLAGHAT PLANT			CAGES/RAMP	POLYSIUS	7000 TPD	
KARNATAKA PLANT		2008		FLS	5500 TPD	
VASAVADATTA CEMENT -	KARNATAKA			FLS	3800TPD	
LALITHA CEMENT	ANDHRA PRADESH				2300 TPD	
SHREE CEMENT -	PALI, RAJASTHAN	2008			2 GREENFIELD	
SHREE CEMENT (RAS IV)		JAN 2007		KHD	3.8 M KILN	
GRASIM INDUSTRIES (RAS V)		2006		KHD	3.8 M KILN	
GRASIM & ULTRATECH	KOTPUTLI	2007		KHD	3.8 M KILN	
GRASIM & ULTRATECH	SHAMBHUPURA	2008		KHD	3.8 M KILN	
GUJARAT AMBUJA CEMENT LTD	BHATAPARA			POLYSIUS	5.4M KILN	
GUJARAT AMBUJA CEMENT LTD	HIMACHAL PRADESH			POLYSIUS	5.4M KILN	
YENNAKANDLA PLANT	ANDHRA PRADESH			LOESCHE INDIA	4500TPD GREENFIELD	
ZUARI CEMENT				FLS	5500 TPD	
TRUMBOO INDUSTRIES PRIVATE LTD	KASCHMIR VALLEY			POLYSIUS	200 TPD	

FUTURE PROJECTS

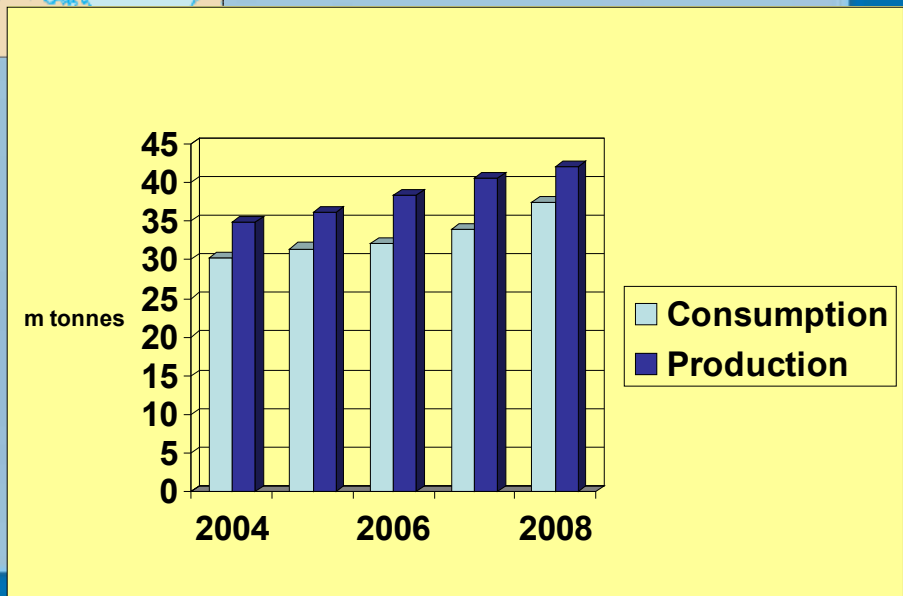
COMPANY	LOCATION	PC DATE	PRODUCT	CONTRACTOR	KILN
INDIA CEMENT LTD	VALLUR			POLYSIUS	NEW CEMENT GRINDING
SANGHI CEMENT LTD	GUJARAT			LOESCHE / FLS	8500 TPD
GRASIM INDUSTRIES - PUNJAB PLANT					NEW CEMENT GRINDING
YERRAGUNTLA - HEIDELBERG GROUP					5500 TPD
CHENNAI - HEIDELBERG GROUP					850,000 TPD
JK LAKSHMI CEMENT LTD					NEW 2 M GREENFIELD
SATNIA CEMENT PLANT		2008			EXPANSION
CHANDERIA CEMENT PLANT		2009			EXPANSION
MURLI INDIUSTRIES			FDMOR		GREENFIELD
CHETTINAD CEMENT	TAMIL			FLS	4000TPD PLANT
RAGHURAM CEMENT	KADAPA			FLS	4500TPD GREENFIELD
GRASIM INDUSTRIES		2007		KHD	
AMBUJA CEMENT		2010			EXPANSION
SAGAR CEMENTS LTD	KARNATAKA				5MT/YR
JAIPRAKASH ASSOCIATES LTD & SAIL	JHARKHAND				2MT/YR
SHREE CEMENT	MADHYA PRADESH	2010			MT/YR



Indonesia



Population: 225.5 m
Urbanization: 42%
GNI per capita: US\$1280
Per capita cement consumption: 139kg
Cement Plants: 10



SOLD LIST

COMPANY	LOCATION	DATE ORDERED	PRODUCT	JOB#	KILN
P.T. Int'l Nickel	Malili	1-Jun-75	MOR	75413	18-0w9", 11", &13 1/2"
Kaiser Cement(P.T. Semen Cibinong)	Jakarta	1-Sep-76	MOR	76520	15'
Bechtel-Canada(P.T. Intl Nickel)	Malili	1-Feb-77	MOR	77579	18'
S.G. Blair/Refair	Pandang	1-Mar-78	MOR	78703	5.0 M
P.T. Semen Baturaja	S. Sumatra	1-Jul-82	MOR	82917	4.4 M
P.T. Semen Andalas	Banda Aceh	1-Jan-87	MOR	86800	4.4 M
P.T. Semen	Padang	1-Jun-87	MOR	87951	5 M
A. I. International	Gresik	1-Feb-88	MOR	88994	15'9'
A.I. International/PT Semen Tonasa A.I. International/ PT Semen Tonsa	Ujung Pandang	1-Aug-90	MOR	90542	4.15
	Ujung Pandong	1-Aug-95	MOR	95105	4.75 M
A.I. International/Cibinong	Jakarta	1-Apr-95	MOR	95912	4.4-4.57 M
A.I. International/ PT Semenn Gresik	Surabaya	1-Jul-96	MOR	96432	5.6 M
A.I. International/PT Semen Padang	West Sumatera	1-Jul-97	MOR	97671	5.6 M
A.I. INTERNATIONAL	SEMEN CIBINONG	1-Sep-97	MOR	97736	4.4-4.75 M
PT Freeport Indonesia	Irian Jaya	1-Aug-01	RAD	01053	#140
PT. Refratech Mandalaperkasa	Indonesia	27-Jun-03	POR	03178	3.15 M

FUTURE PROJECTS

COMPANY	LOCATION	PC DATE	PRODUCT	CONTRACTOR	KILN
PT SEMEN GRESIK - JAVA		2012			2.5MT/YR
SEMEN ANDALAS		2008	RECONSTRUCTION FOLLOWING TSUNAMI OF 2004		
PT FREEPORT INDONESIA (PAPUA)					NEW PLANT
Orascom Industry (OCI) (Egyptian group)		2008			new Greenfield
Lafarge - PT Semen Andalas					2 new plants

Japan



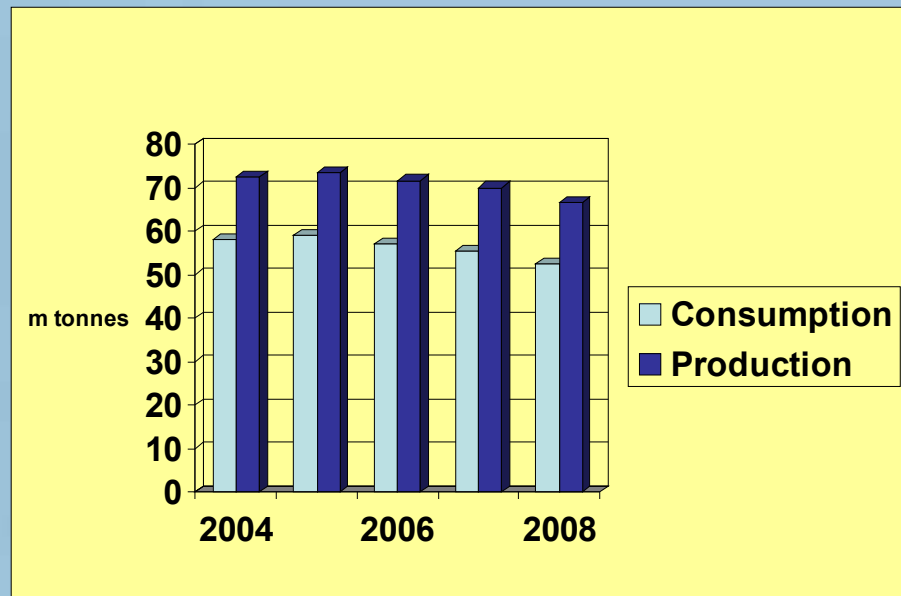
Population: 127.8 m

Urbanization: 79%

GNI per capita: US\$38,980

Per capita cement consumption: 446kg

Cement Plants: 32



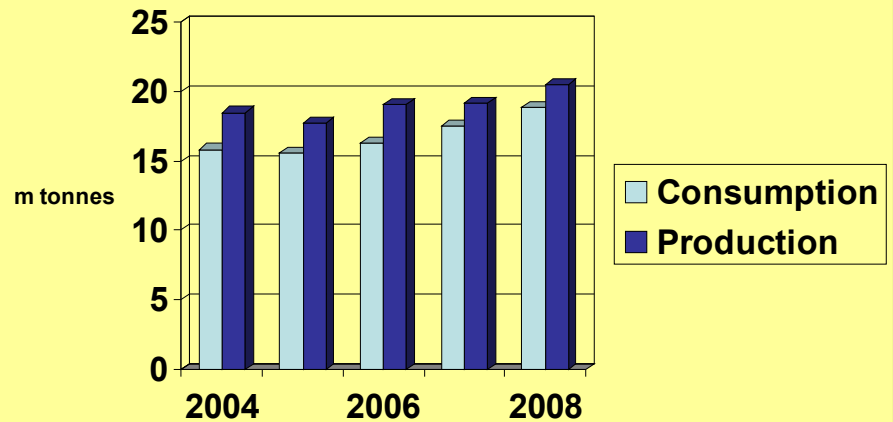
SOLD LIST					
COMPANY	LOCATION	DATE ORDERED	PRODUCT	JOB#	KILN
A.I. INTERNATIONAL Meisei & Co./Hitachi Cement	Toyko	1-Sep-91	MOR	91787	4.2
A.I. International/USAKA Cement	Toyko	1-Nov-91	MOR	91833	5.3-5.8 M
DENKI CEMENT		1-Nov-97	EOR	97778	4.5-5.4 M
A I International (Meisei)	Yotai	1-Jul-00	POR	00709	4.5M
FUTURE PROJECTS					
COMPANY	LOCATION	PC DATE	PRODUCT	CONTRACTOR	KILN
CHIBO PLANT (YOSHINO GYPSUM)		2007		MARUBENI	NEW PRODUCTION LINE IN PLASTER BOARD MANUFACTURER



Malaysia



Population: 26.9 m
Urbanization: 62%
GNI per capita: US\$4,960
Per capita cement
consumption: 625kg



SOLD LIST					
COMPANY	LOCATION	DATE ORDERED	PRODUCT	JOB#	KILN
Associated Pan Malaysia Cement	Kanthan Works	1-Jul-75	POR	75410	3.6 M
Tasek Cement	Ipoh	1-Sep-75	POR	75434	2.0 M
Assoc. Pan Malaysia Cement	Kuala Lumpur	1-Jul-80	POR	80520	4.7 M
Assoc. Pan Malaysia	Kanthan Works / Chemor	1-Mar-84	MOR	84274	4.2 M
Kedah Cement	Selangor	1-Sep-91	MOR	91804	4.7 M
Europrocurement/Cement Industries of Malaysia	Mukim of Chuping	10-911	MOR	91835	4.0 M
Cement Industries of Malaysia	Perak Hanjoong Simen	1-Mar-92	MOR	91883	4.88 M
Kedah Cement	Berhad	1-Jun-93	MOR	93276	4.7 M
Pahang Cement	Berhad	1-Dec-97	MOR	97767	4.4 M
Negeri Sembilan Cement	Selangor Darul Ehsen	1-Dec-97	MOR+RAD	97782	4.4 M
TEC Gates/Cement Industria	Selangor Darul Ehsan	1-Sep-98	RAD	98134	
TecGates	Malaysia	1-May-97	RAD	01003	
Cima Cement TecGates	Selangor	2-Jun-03	RAMP	03159	*
Cima Cement TecGates	Selangor	2-Jun-03	RAMP	03160	*
TecGates	Malaysia	17-Aug-04	CAGE	04820	
CEMAX	MALAYSIA	5-Aug-05	ICAGE	05820	
FUTURE PROJECTS					
COMPANY	LOCATION	PC DATE	PRODUCT	CONTRACTOR	KILN
PERAK-HANJOONG SIMEN	PEDANG RANGAS	2009	new ramp	POLYSIUS	UPGRADE

Pakistan



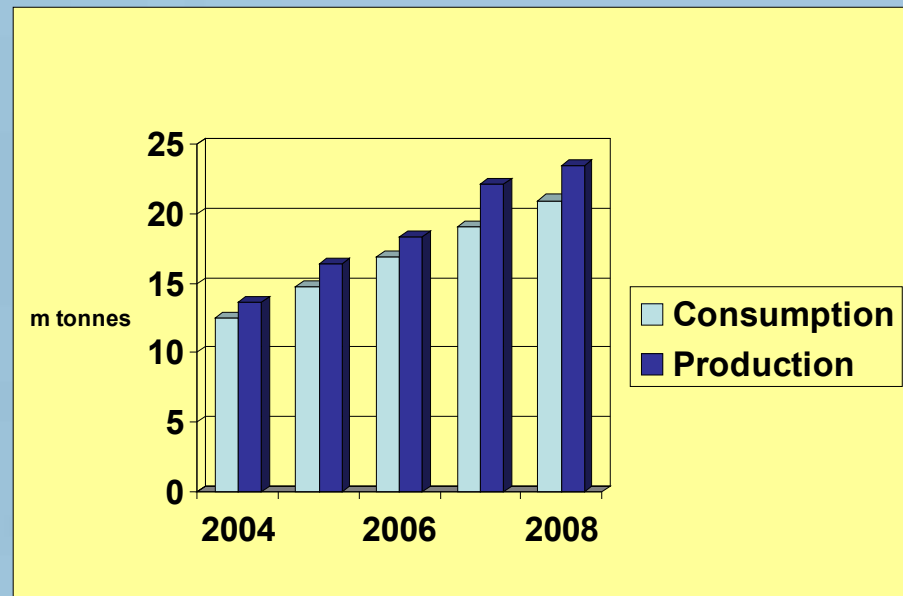
Population: 165.8 m

Urbanization: 34%

GNI per capita: US\$690

Per capita cement consumption: 89kg

Cement Plants: 28



SOLD LIST						
COMPANY	LOCATION	DATE ORDERED	PRODUCT	JOB#	KILN	
Lucky Cement	Pakistan	13-May-05	EOR	05816		
FAUJI Cement	Pakistan	2-Nov-05	MOR / BM180	05829		
Maple Leaf Cement	Lahore	2-Jan-06	FDMOR	06801	5.5 M	
D.G. KHAN	PAKISTAN	28-Mar-06	FDMOR / B-330 / RAD	06820	5.5 M	
Pakistan Cement	Pakistan	17-May-06	RAMP	06824		
Lucky Cement	Pakistan	13-May-05	EOR	05816		
FAUJI Cement	Pakistan	2-Nov-05	MOR / BM180	05829		
Maple Leaf Cement	Lahore	2-Jan-06	FDMOR	06801	5.5 M	
D.G. KHAN	PAKISTAN	28-Mar-06	FDMOR / B-330 / RAD	06820	5.5 M	
Pakistan Cement	Pakistan	17-May-06	RAMP	06824		
FUTURE PROJECTS						
COMPANY	LOCATION	PC DATE	PRODUCT	CONTRACTOR	KILN	
DG KHAN CEMENT CO LTD			RAMP POTENTIAL	FLS	EXPANSION	
MAPLE LEAF CEMENT FACTORY LTD				FLS	EXPANSION	
MUSTEHKAM CEMENT		2008			EXPANSION	
FAUJI CEMENT COMPANY LTD	Rawalpindi	2009		ABB	7200 TPD	



Philippines



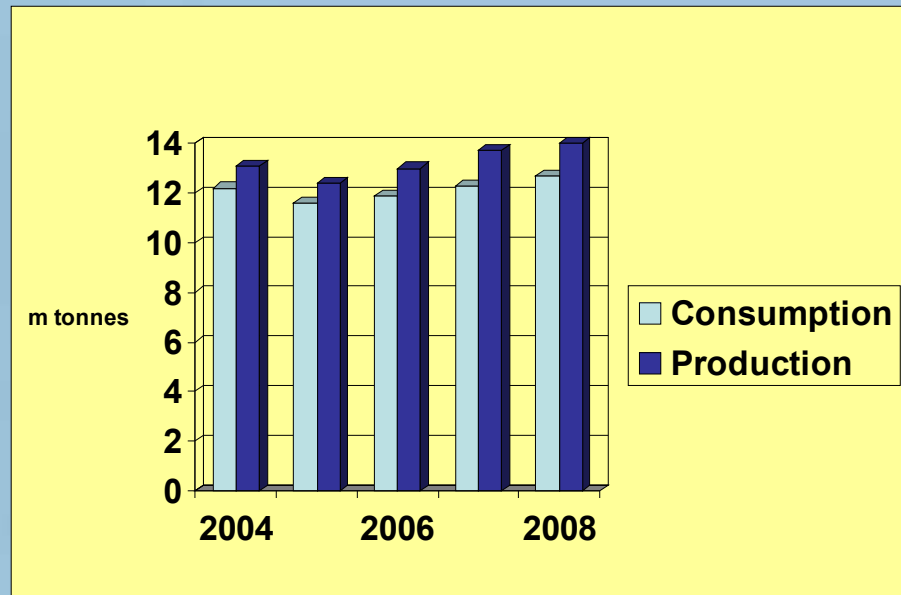
Population: 86.3 m

Urbanization: 48%

GNI per capita: US\$1300

Per capita cement consumption: 134kg

Cement Plants: 20



SOLD LIST					
COMPANY	LOCATION	DATE ORDERED	T	JOB#	KILN
Continental Mining	Manila	1-Dec-79	MOR	79070	4.85 M
Republic Cement	Manila	1-May-83	MOR	83111	3.4-4.0 M
A.I. International/Bacnotan Cement	Metro manila	1-Sep-95	POR	95159	3.0 M
A.I. International/Bacnotan Cement	Metro manila Metro	1-Sep-95	MOR	95160	4.05 M
A.I. International/RCP	Manilla	1-Jan-96	EOR	96287	4.0-4.80 M 4.20 & 5.00
A I International/ Northern cement	Manila	1-Mar-01	EOR	01924	M
FUTURE PROJECTS					
COMPANY	LOCATION	PC DATE	T	R	KILN



South Korea



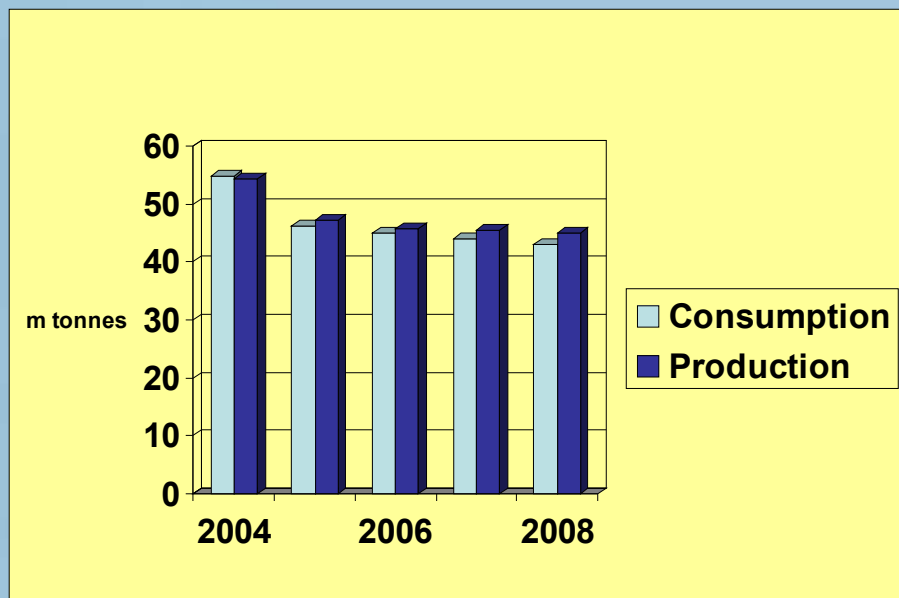
Population: 48.5 m

Urbanization: 82%

GNI per capita: US\$15,830

Per capita cement consumption: 955kg

Cement Plants: 13



SOLD LIST					
COMPANY	LOCATION	DATE ORDERED	PRODUCT	JOB#	KILN
Tong Yang Cement)	Seoul	1-Jan-74	MOR	74273	16-0 9"
Tong Yang Cement	Busan	1-Feb-79	MOR	79900	16'
AI International/Ssang Yong Cement	Busan	1-Nov-92	MOR	92080	5.2-5.8 M
Lafarge - Halla	Seoul	21-Jul-04	FMOR	04816	Adjustable
Lafarge - Halla	Seoul	21-Jul-04	CON-H	04817	
FUTURE PROJECTS					
COMPANY	LOCATION	PC DATE	PRODUCT	CONTRACTOR	KILN



Taiwan

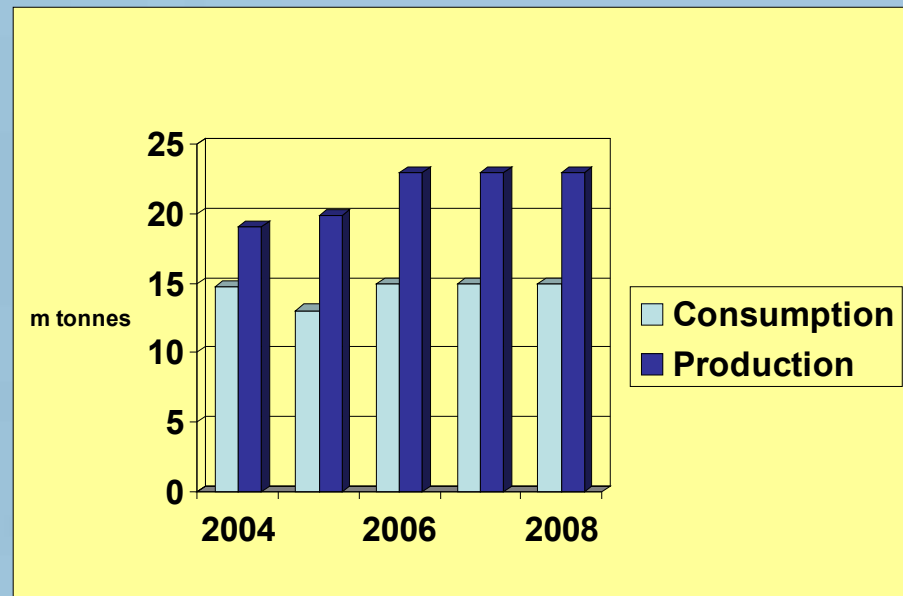
Population: 22.8 m

Urbanization: 78%

GNI per capita: US\$16,170

Per capita cement consumption: 660kg

Cement Plants: 15



SOLD LIST					
COMPANY	LOCATION	DATE ORDERED	PRODUCT	JOB#	KILN
Hsing-TA Cemen	Keelung	1-Aug-91	MOR	91785	4.2 M
FUTURE PROJECTS					
COMPANY	LOCATION	PC DATE	PRODUCT	CONTRACTOR	KILN
TAIWAN CEMENT CORP	XIANYITAN	2008		SINOMA	
TAIWAN CEMENT CORP	BAISHA	2009		SINOMA	



Thailand



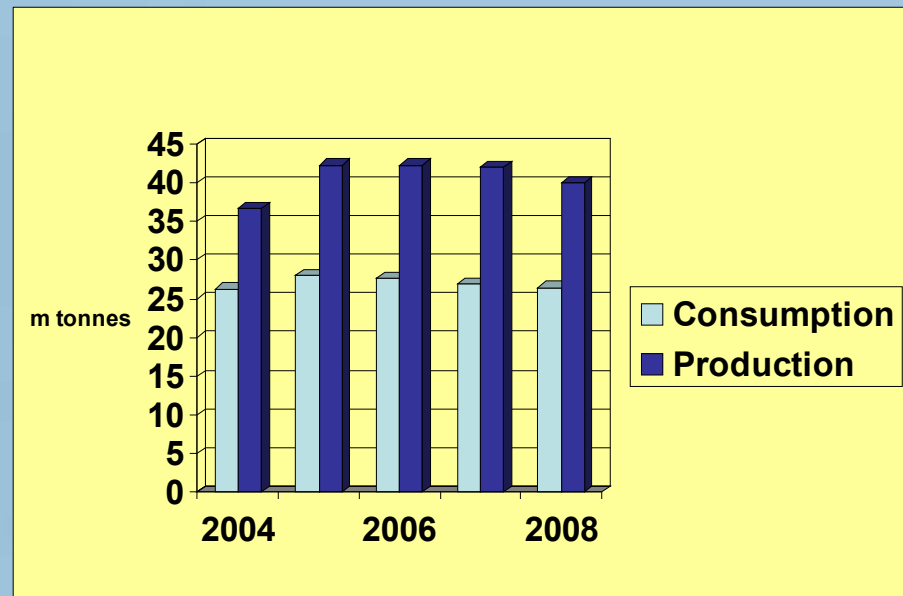
Population: 65.2 m

Urbanization: 31%

GNI per capita: US\$2750

Per capita cement consumption: 406kg

Cement Plants: 14



SOLD LIST					
COMPANY	LOCATION	DATE ORDERED	PRODUCT	JOB#	KILN
Siam Cement Company	Bangkok	1-Dec-74	MOR	74351	5.5 M
Siam Cement Co.	Bangkok	1-Sep-75	MOR	75424	5.0 M 4.14
Siam Cement	Thung Song	1-Jan-78	MOR	78740	M 4.75
Siam Cement	Bangkok	1-Jul-78	MOR	78779	M
TPI Polene Co.	Bangkok	1-Mar-91	MOR	90629	5.6 M
A.I.International/Siam Cement	Khao Wong, Saraburi	1-Jun-91	MOR	91755	6 M 5.03
Siam Cement	Bangkok	1-Jun-92	MOR	92985	M
Siam Cement	Bangkok	1-Mar-94	MOR	94434	6.0 M
A.I. International/Siam Cement	Lampang	1-Dec-94	MOR	94712	5.2 M
A.I. International/Siam Cement	Thong Song	1-Dec-94	MOR	94713	5.2 M
Siam Cement	Thung Song Project	1-Aug-97	MOR+RAD	97728	5.6 M
FUTURE PROJECTS					
COMPANY	LOCATION	PC DATE	PRODUCT	CONTRACTOR	KILN



Vietnam



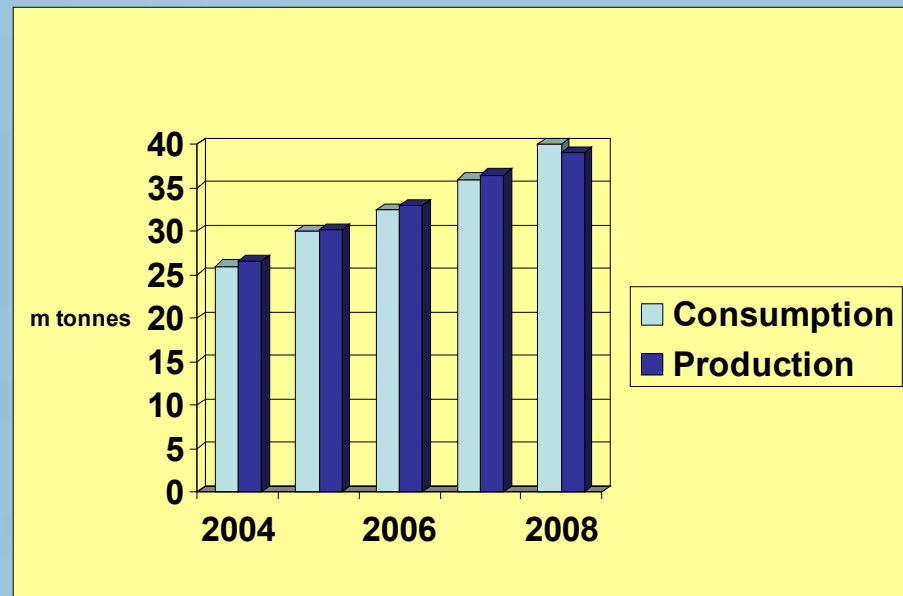
Population: 84.2 m

Urbanization: 26%

GNI per capita: US\$620

Per capita cement consumption: 356kg

Cement Plants: 15



SOLD LIST					
COMPANY	LOCATION	DATE ORDERED	PRODUCT	JOB#	KILN
MHI Hghison Cement	NSCC / Haiphong	1-Oct-98	MOR	98147	5.2
Meerstetter/Morning Star Cement	Ho Chi Min	1-Jul-00	RAMP	00701	
XI Mang SAO	Ho Chi Minh City	1-Jun-01	RAD	01006	
Holcim, Viet Nam	Ho Chi Minh City	18-Jul-02	MOR	020176	4.6M
NGHI SON CEMENT	VIETNAM	24-Oct-06	FDMOR	06845	5.2 M / 230 mm
IPECO-JS - HOANG THACH CEMENT	HA NOI	14-Sep-07	CONVEYOR	07862	



FUTURE PROJECTS						
COMPANY	LOCATION	PC DATE	PRODUCT	CONTRACTOR	KILN	
BATSAN CEMENT					NEW PLANT	
DONG BAHN CEMENT					2500 TPD	
VINACOMEX CAM PHG		2007			6000 TPD	
THANG LONG CEMENT - SIAM REFRACTORY		2007			6000 TPD	
VIYNC		2009			NEW PLANT	
HA TIEN 1 CEMENT COMPANY	THANH LUONG VILLAGE	2009		POLYSIUS	5.0M	
TAY NINH CEMENT					NEW PLANT	
HOANG THACH		2008		FLS	3 NEW PLANTS 1.2 MIL MT/YR	
CAM PHA CEMENT		2008			6000 MT/DAY 2.3 MIL MT/YR	
HA LONG CEMENT JOINT STOCK COMPANY	QUANG NINH	2008			5500 MT/DAY 2.07 MIL MT/YR	
HAI PONG		2007-08			CEMENT - 1.4 MIL MT/YR	
CONG THANH CEMENT JSC		2007-08		LOESCHE	2 LINES	
THAI N'GUYEN CEMENT PLANT	VINAINCON	2007-08			REENFIELD PLANT	



FUTURE PROJECTS

COMPANY	LOCATION	PC DATE	PRODUCT	CONTRACTOR	KILN
VIETNAM CEMENT COMPANY	BINH PHUOC	2009		ABB	NEW LINE - CEMENT 2 MIL MT/YR
BUT SON CEMENT PLANT		2009		BEDESCHI	LINE 2 - CEMENT 1.6 MIL MT/YR
BIM SON		2007-08		BUSOCO	NEW LINE - CEMENT 2 MIL MT/YR
HUU NGHI		2007-08			NEW LINE, 4 & 5
VINAKANSAI - NINH BINH					LINE 2 - 1 MIL MT/YR
Vietnam Cement Corp		5 proj 2010			
Hoang Thach Plant				FLS	new production line
PHU SON CEMENT PLANT				INEKON GROUP	NEW CEMENT PLANT
HA NAM PLANT, THANH LIEM					2500 T/D OF CLINKER
SONG GIANH CEMENT PLANT		OPERATING		ABB	1.4MT
DUYAN HA CEMENT				GEBR. PFEIFFER	5000 TPD
EAST TRUONG SON COMPANY	QUANG TRI PROVINCE			METZ GROUP	2MT/YR CEMENT PLANT
AN PHU CEMENT PLANT	BINH PHUOC PROVINCE	2010			5000T/DAY
LUKS CEMENT PLANT LINE 5	THUA THIEN HUE PROVINCE	2010			5000T/DAY
PHUC SON LINE 2	HAI DUONG PROVINCE	2010			5000T/DAY



Vietnamese Cement Industry

as of 2007

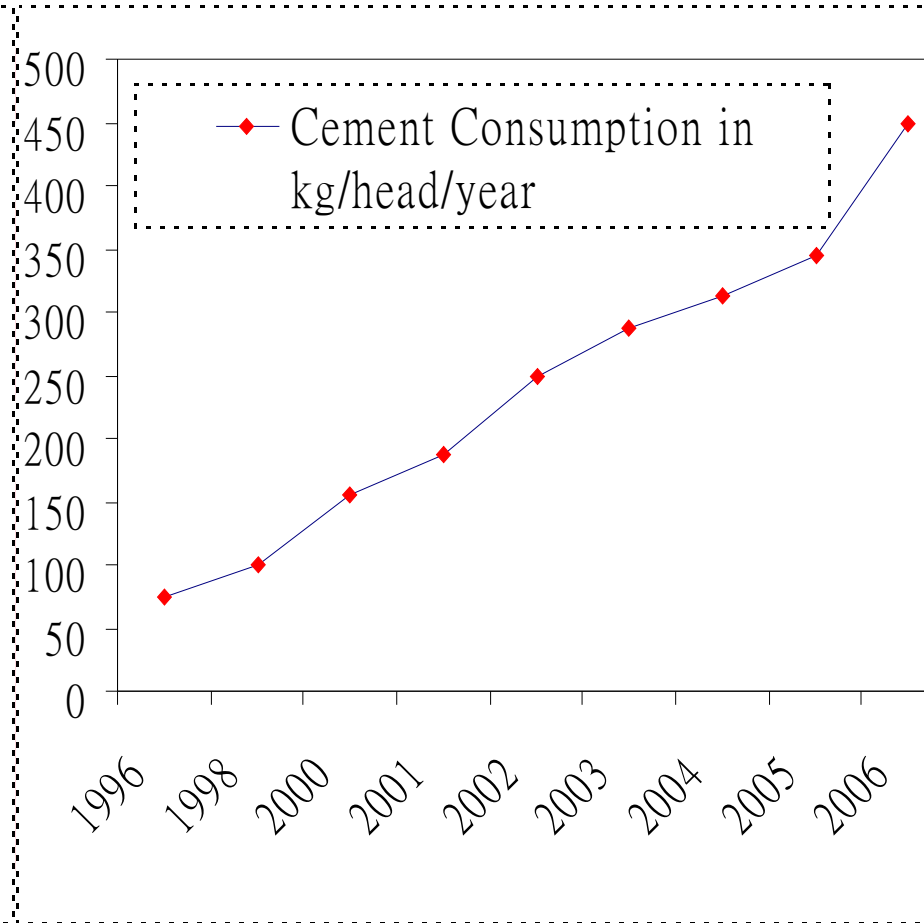
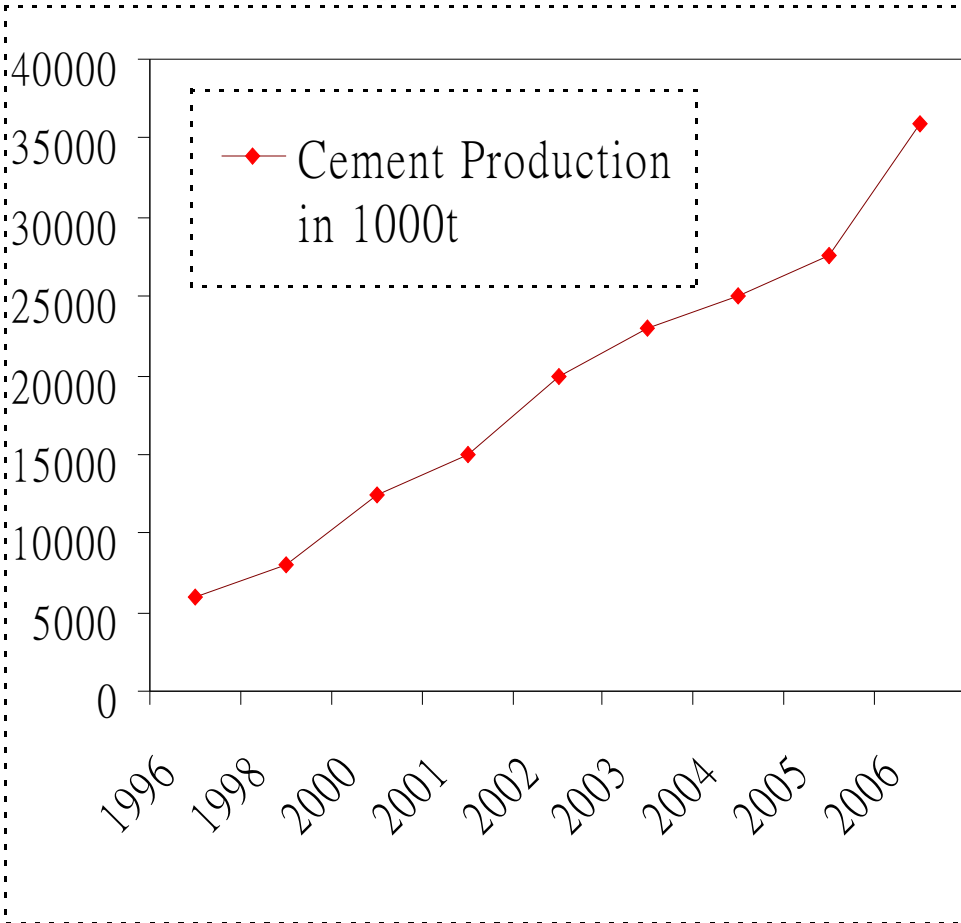
I. INTRODUCTION



Facts of Vietnam

- Population: approx. 82 million (2006)
- GDP per capita: US\$3.000 (2006)
- GDP growth rate: 8,7%(2006)
- Cement is still one of the major government controlled industries
- Annual cement consumption per capita: 450 kg (2006)
- Price per ton of cement: Approx. 50 US\$ (2006) in the North and approx. 60 US\$ in the South of Vietnam
- Vietnam imports Clinker, Gypsum, Special Cement (Type IV, V) and exports cement to Laos, Cambodia
- Average annually clinker import is about 4 - 5 million tones (2006)

Development of the Vietnamese cement production and consumption 1996-2006



II. Producing Cement Plants as of 2007

Approx. 50% of the Vietnamese cement production capacity is state-owned through the Vietnam National Cement Corporation (VNCC)

Approx. 30 % is owned by Joint Ventures

Approx. 20 % is owned by Vietnamese Investors

Cement Producers under VNCC

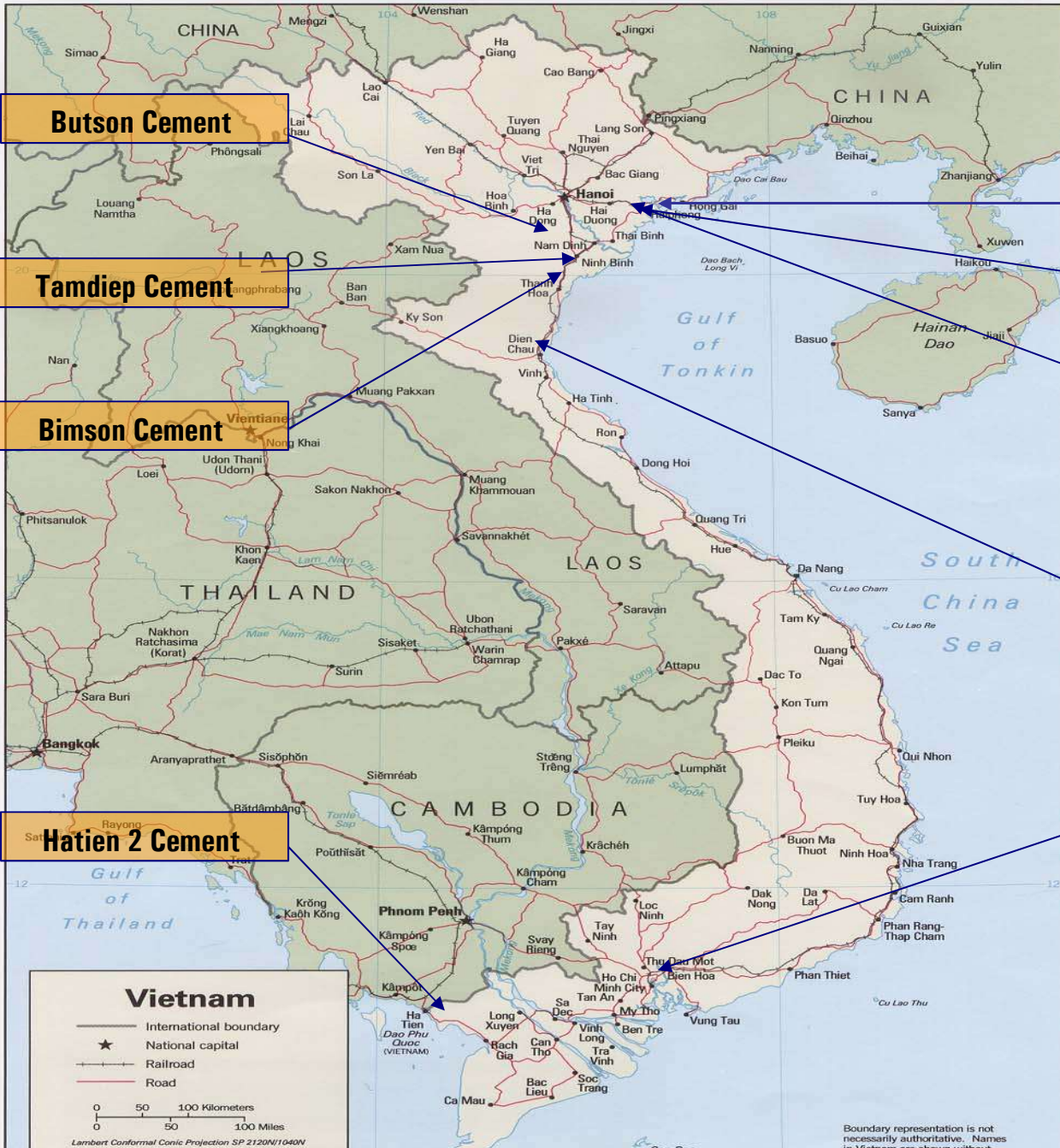


Name	Installed Capacity	Details
Hoang Thach Cement	2.4 million tons per year	Line 1: Capacity 3.000 t/d Contractor FLS (Denmark) Line 2: Capacity 3.300 t/d Contractor FLS (Denmark)
Hoang Mai Cement	1.4 million tons per year	Kiln: Capacity 4.000 t/d Dia 4,5m / Length 70m Contractor FCB (France)
New Haiphong Cement	1.15 million tons per year	Kiln: Capacity 3.300 t/d Dia 4,15m / Length 64m Contractor FLS (Denmark)
Tam Diep Cement	1.4 million tons per year	Kiln: Capacity 4.000 t/d Dia 4,55m / Length 70m Contractor FLS (Denmark)

Name	Installed Capacity	Details
Butson Cement	1.4 million tons per year	Kiln: Capacity 4.000 t/d Dia 4,5m / Length 75m Contractor Technip (France)
Hatien 2 Cement	4.2 million tons per year	Kiln 1: Capacity 4.000 t/d Dia 3,3m / Length 100m Contractor FCB (France) Kiln 2: Capacity 4.000 t/d Dia 3,3m / Length 100m Contractor FCB (France) Kiln 3: Capacity 4.000 t/d Dia 4,8m / Length 60m Contractor Polysius (Germany)

Cont'd

Name	Installed Capacity	Details
Bimson Cement	1,8 million tons per year	Kiln 1: Capacity 1.600 t/d Dia 5,0m /Length 185m Contractor Russian Kiln 2: Capacity 3.600 t/d Dia 5,0m /Length 70m Contractor IHI (Japan)
Hatien 1 Cement	4 million tons per year (from clinker)	only grinding plant
Lam Thach Cement Quanh Ninh Construction Corp.	400.000 tons per year	Kiln: Capacity 1.200 t/d Contractor Sinoma (China)



Butson Cement

Tamdiep Cement

Bimson Cement

Hatien 2 Cement

New Haiphong Cement

Lam Thach Cement

Hoang Thach Cement

Hoang Mai Cement

Hatien 1 Cement

Boundary representation is not necessarily authoritative. Names are not to scale.

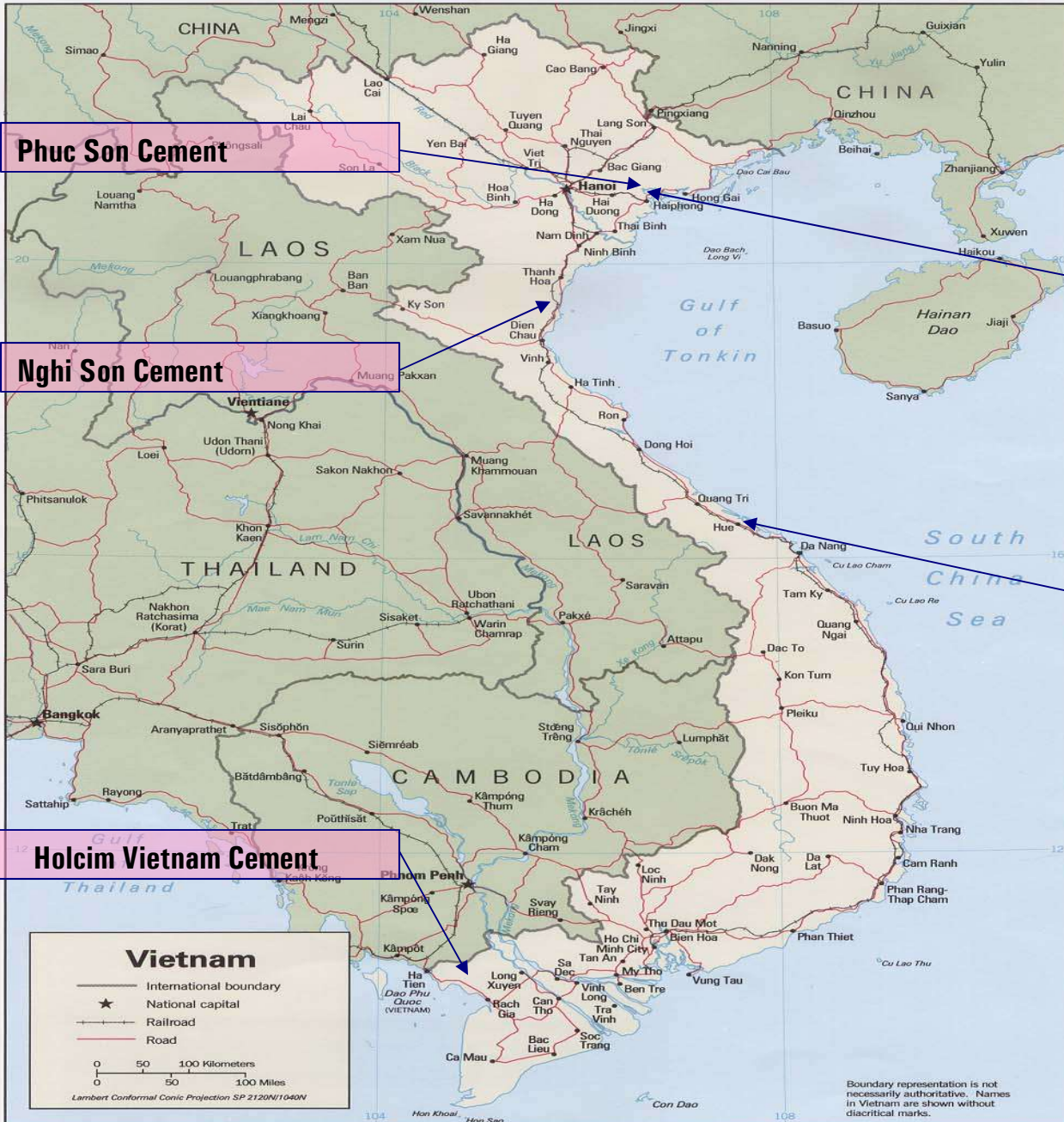
Joint Venture Cement Producers



Name	Installed Capacity	Details
Chinfon Haiphong Cement 70% Chinfon Cement, Taiwan 30% VNCC	1.7 million tons per year	Kiln : Capacity 4.000 t/d Contractor UBE (Japan)
Luckvasi Cement 90% Lucks Trading, Hong Kong 10% Provincial Government	1.4 million tons per year	Kiln 1: Capacity 1.100 t/d Contractor ???? (China) Kiln 2: Capacity 1.150 t/d Contractor ???? (China) Kiln 3: Capacity 1.700 t/d Contractor ???? (China)
Holcim Vietnam 70% Holcim, Switzerland 30% VNCC	1.4 million tons per year	<u>Honchong plant:</u> Capacity 4.000 t/d Dia 4,6m / Length 72m Contractor Kobe (Japan) <u>Catlai Terminal</u> 4 MVT Packer, 2 Silos <u>Thivai terminal</u> 2 CPAG Packer, 1 silo

Cont'd

Name	Installed Capacity	Details
Phuc Son Cement 90% Lucky Cement, Taiwan 10% Provincial Government	1.9 million tons per year	Kiln: Capacity 5.400 t/d Dia 5,0m / Length 74m Contractor Sinoma (China)
Nghi Son Cement 70% Taiheiyo + Mitsubishi Material, Japan 30% VNCC	2 million tons per year	<u>Nghison Plant:</u> Capacity 5.800 t/d Contractor MHI (Japan) <u>Hiepphuoc terminal</u> 5 H&B Packer, 2 Silo



Phuc Son Cement

Nghi Son Cement

Holcim Vietnam Cement

Chinfon Cement

Luksvasi Cement

Vietnam

- International boundary
- National capital
- Railroad
- Road

0 50 100 Kilometers
0 50 100 Miles

Lambert Conformal Conic Projection SP 2120N/1040N

Boundary representation is not necessarily authoritative. Names in Vietnam are shown without diacritical marks.

Local Investor Cement Producers



Name	Installed Capacity	Details
Song Gianh Cement Midland Construction Co. (COSEVCO)	1.4 million tons per year	Kiln : Capacity 4.000 t/d Contractor Polysius (Germany)
Lam Thach Cement Quang Ninh Construction JSC	420.000 tons per year	Kiln : Capacity 1.200 t/d Contractor Sinoma (China)
Vinakansai Cement Vinakansai	875.000 tons per year	Kiln: Capacity 2.500 t/d Contractor Sinoma (China)
Huu Nghi Cement Huu Nghi Company		Kiln:1 Capacity 1.000 t/d Contractor ??? (China) Kiln:2 Capacity 1.000 t/d Contractor ??? (China) Kiln:3 Capacity 1.000 t/d Contractor ??? (China)



Vinakansai Cement

Lam Thach Cement

Huu Nghi Cement

Song Gianh Cement

Boundary representation is not necessarily authoritative. Names in Vietnam are shown without diacritical marks.

III. Grinding Plants

Name	Capacity	Details
Hatien 1 Grinding Plant VNCC	4 million tons per year	
Hai Van Grinding Plant Hoang Thach - VNCC	700.000 tons per year	
Long An Grinding Plant Hatien 2 - VNCC	500.000 tons per year	TCDRI (China)
My Xuan Grinding Plant Cam Pha - Vinaconex	1.5 million tons per year	
Lafarge Grinding Plant 70% Lafarge 30% Building Material Co.	500.000 tons per year	
Thang Long Grinding Plant Lilama + Geleximco	1.5 million tons per year	
Ha Long Grinding Plant Song Da Corp.	1.5 million tons per year	
Cotec Grinding Plant Cotec Corp.	1 million tons per year	
Phu Huu Grinding Plant Hatien 1 (Binh Phuoc)	2 million tons per year	
Tico Grinding	0.5 million tons per year	



Haivan Grinding Plant

Long An Grinding Plant

Hatien 1 Grinding Plant

Holcim Thivai Grinding Plant

My Xuan Grinding Plant

Lafarge Grinding Plant

Phu Huu Grinding Plant

Boundary representation is not

IV. Cement Plants under Construction as of 2007

Invested by the Vietnam National Cement Corporation (VNCC)

Name	Capacity	Contractor
Hoang Thach 3	4.000 t/d	FLS (Denmark) Est. Start Up 2009
Bimson 3	5.500 t/d	IHI (Japan) Est. Start Up 2009
Butson 2	4.000 t/d	Kawasaki (Japan) Est. Start Up 2009
Hatien 2 (Kiln 2.2)	4.000 t/d	Polysius (Germany) ??? Est. Start Up 2010
Hatien 1 Binh Phuoc	5.000 t/d	Polysius (Germany) Est. Start Up 2008



Butson 2

Hoang Thach 3

Bimson 3

Hatien 2 (K4)

Binh Phuoc Cement

Invested by Joint Ventures

Name	Capacity	Contractor
Chinfon 2	4.000 t/d	TCEC (Taiwan) Est. Start Up 2008
Phuc Son 2	6.000 t/d	Sinoma (China) Est. Start Up 2010
Nghì Son 2	5.800 t/d	MHI (Japan) + Triumph (China) Est. Start Up 2009



Nghi Son 2

Chinfon 2

Phuc Son 2

Vietnam

- International boundary
- ★ National capital
- +— Railroad
- Road

0 50 100 Kilometers
0 50 100 Miles

Lambert Conformal Conic Projection SP 2120N1040N

Boundary representation is not necessarily authoritative. Names in Vietnam are shown without diacritical marks.

Invested by local investors

Name	Capacity	Contractor
Cam Pha Cement Vinaconex	6.000 t/d	Kawasaki (Japan) Est. Start Up 2008
Thang Long Cement Lilama + Geleximco	6.000 t/d	Polysius (Germany) Est. Start Up 2008
Halong Cement Song Da Construction Co.	5.500 t/d	FLS (Denmark) Est. Start Up 2008
Thai Nguyen Cement Vinainco	4.000 t/d	FCB (France) Est. Start Up 2008
Tay Ninh Cement Fico	4.000 t/d	TCDRI (China) Est. Start Up 2008
Song Thao Cement HUD+ LILAMA	2.500 t/d	Sinoma (China) together with Lilama Est. Start Up 2008
Lam Thach 2 Quanh Ninh Construction	1.200 t/d	Sinoma (China) Est. Start Up 2010
Yen Bai Cement Vinaconex	2.500 t/d	Hefei (China) Est. Start Up 2009
Tuyen Quang Cement Vinacomin	2.500 t/d	No decision yet

Invested by local investors

Name	Capacity	Contractor
Vinakansai 2 Vinakansai	6.000 t/d	TCDRI (China) Est. Start Up 2011
Dong Banh Cement COMA	4.000 t/d	No decision yet
Phu Son Cement Privat Overseas Vietnamese	4.000 t/d	PSP (Czech)
Duyen Ha Cement Private Investor	5.000 t/d	No decision yet
Do Luong Cement LILAMA	4.000 t/d	No decision yet
My Duc Cement Hanoi Construction	4.000 t/d	No decision yet
Hoa Phat Cement Hoa Phat Group	2.500 t/d	Hefei (China) Est. Start Up 2010
Cong Thanh Cement Private Investor	2.500 t/d	TCDRI (China) Est. Start Up 2010
La Hien Cement Vinacomin	1.000 t/d	Sinoma (China) Est. Start Up 2009

Tuyen Quang Cement

Yenbai Cement

Thai Nguyen Cement

Song Thao Cement

Hoa Phat Cement

Vinakansai2 Cement

Cong Thanh Cement

Do Luong Cement

Tay Ninh Cement

La Hien Cement

Dong Binh Cement

Campha Cement

Thang Long Cement

Halong Cement

Lam Thach 2 Cement

My Duc Cement

Phuson Cement

Duyen Ha Cement

